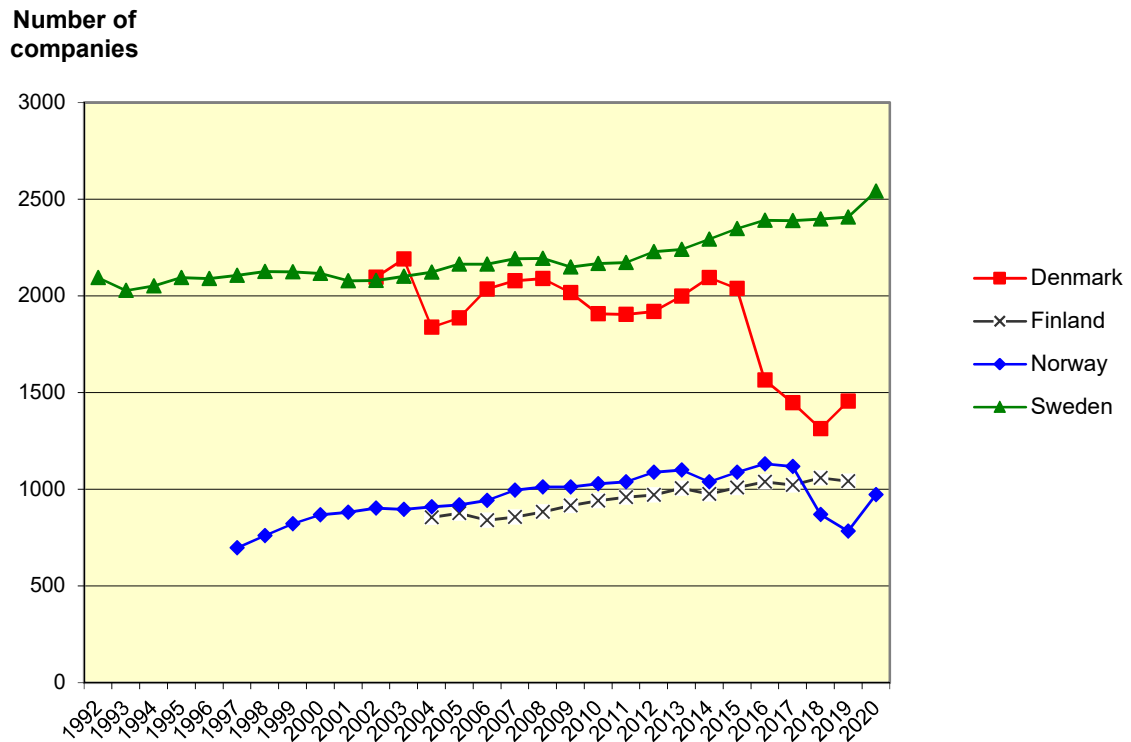


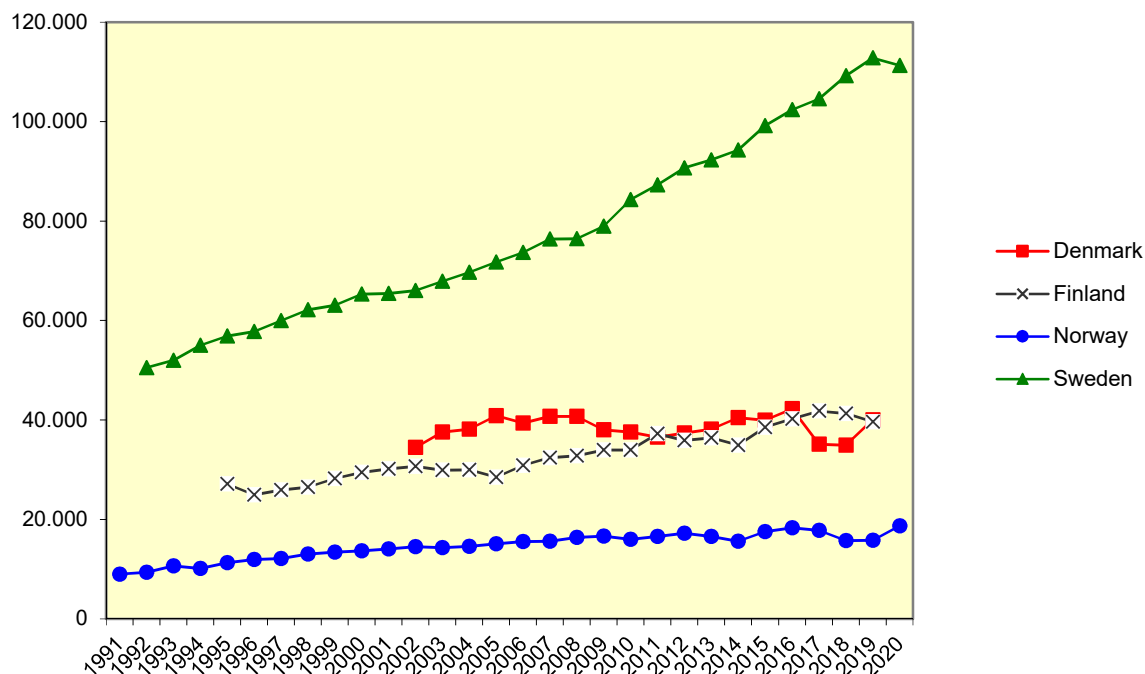
Companies liable for declaration



The chart shows the number of companies producing or importing chemical products liable for registration. A product is liable for registration when the annual quantity is 100 kg or more (in Finland there is no fixed limit). In Denmark, Finland and Norway dangerous products must be registered. NOTE: In Finland also products which are not classified as dangerous, but contains classified substances has to be registered (all products for which SDS has to be delivered; obligatory or requested). In Sweden all chemical products regardless of danger classification shall be registered.

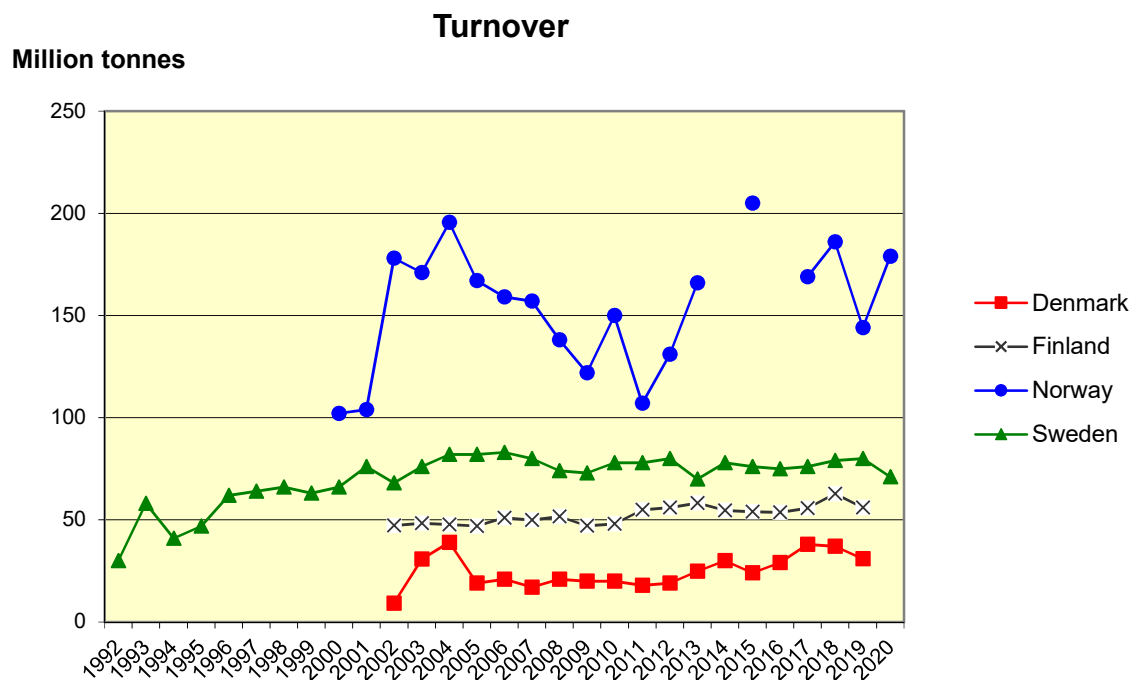
Active products

Number of products



Active products are products registered during the year. Products registered previous years are included if the company has not deregistered them. If the quantity is less than 100 kg or if the product is not produced any more the company can withdraw the product. The Swedish rules include products that are not hazardous to health or dangerous for the environment. In Denmark, Finland and Norway non-hazardous products can be registered even though they are not liable for registration. This registration is made on the companies initiative. Finland use Safety Data Sheets as the base for their registration.

The abrupt decline of the Danish curve is a result of the implementation in Denmark of a mandatory periodic update of volume data in the Product Register taking effect from 2004. Hence, the decrease in numbers and volumes illustrates a clean-up operation in the Product Register of products no longer produced or imported rather than an actual reduction.

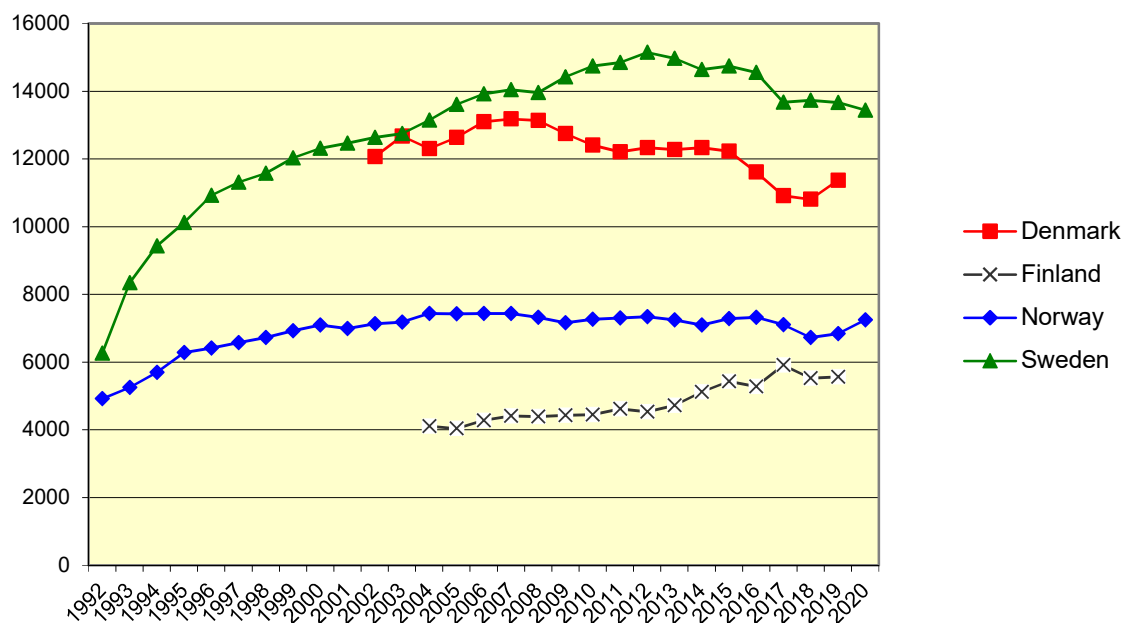


Turnover is the sum of the quantities of produced and imported chemical products. The chart shows that Norway has the largest turnover of chemical products. This can be explained by the large amount of crude oil that is produced in the country.

The abrupt decline of the Danish curve is a result of the implementation in Denmark of a mandatory periodic update of volume data in the Product Register taking effect from 2004. Hence, the decrease in numbers and volumes illustrates a clean-up operation in the Product Register of products no longer produced or imported rather than an actual reduction.

Number of substances

Chemical substances



The chart shows the number of chemical substances included in chemical products registered in the product registers. Only dangerous substances in the products must be registered in Finland. Also chemical products that are not dangerous to health or environment shall be registered in Sweden. This means that other chemical products with other substances than those in dangerous chemical products are registered in Sweden. Thus the number of substances is higher.